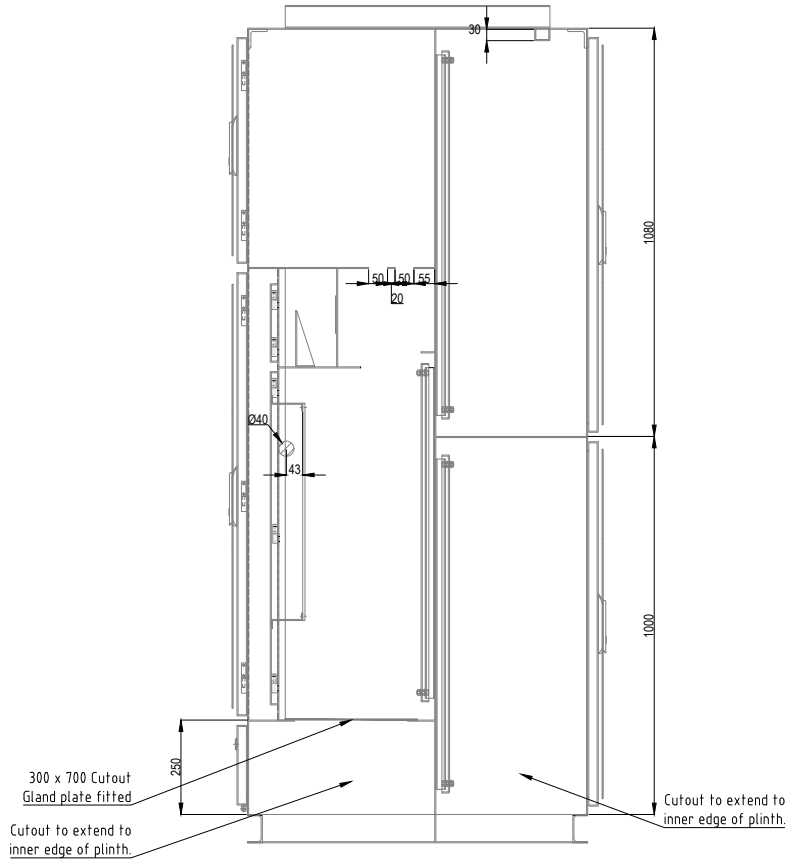
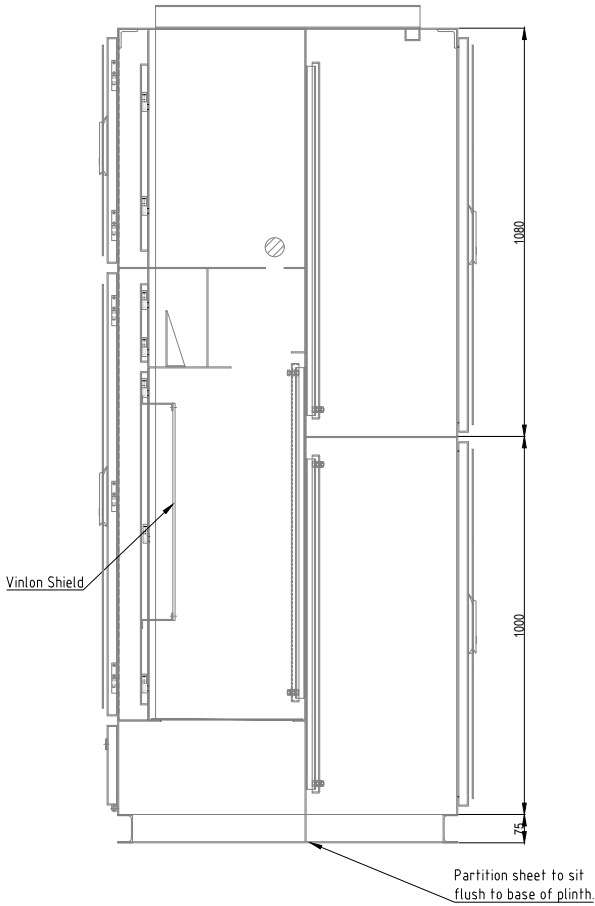


×ALL DIMENSIONS ARE FOR GUIDANCE PURPOSE ONLY. THE MANUFACTURER MUST VERIFY THEIR SWITCHBOARD AS PER AS/NZS 61439 REQUIREMENT WHEN APPLICABLE AND AS PER AS/NZS 3000-2018 AND ALL THE RELEVANT STANDARDS AND LOCAL REGULATIONS, QECM AND MIRS.




SECTION D-D



SECTION E-E

AMENDMENTS			
REV	DESCRIPTION	CHECKED	DATE
0	ISSUED FOR REFERENCE		



GLADSTONE REGIONAL COUNCIL

P.O. Box 29, Gladstone Qld. 4680

STANDARD DRAWING

DUAL SEWERAGE PUMP STATION

SWITCHBOARD <4KW VSD

EQUIPMENT ARRANGEMENT 3

DRAWING NO.

GRC-ED-071

A1 SHEET	REVISION	0
----------	----------	---